

# KHSAA Basketball - Game Box Score

## Graves County Eagles vs. Jeffersontown Chargers

Date: 03/18/2006 Time: 10 am Site: Rupp Arena-Lexington, KY Attendance: N

Visitors: Jeffersontown Chargers															
##	Name	P	FG	3 Pt	FT	PTS	ORB	DRB	TR	PF	AST	TO	BS	ST	MIN
2	Rodney Trowel		0/0	0/0	0/0	0	0	0	0	0	0	0	0	0	0:18
4	Takorey McIntosh		0/0	0/0	0/0	0	0	0	0	0	0	0	0	0	DNP
5	* Ceedrick Ware		5/10	1/1	2/5	13	2	4	6	3	1	5	0	3	29:26
10	Dallas Hardin		0/0	0/0	0/0	0	0	0	0	0	0	0	0	0	0:18
13	* Nick Gagel		1/4	0/2	1/2	3	0	3	3	2	0	2	0	0	26:40
14	* Thomas Coleman		1/6	0/0	2/4	4	3	4	7	2	0	1	3	0	18:34
21	* Rashad Basey		6/11	1/2	7/8	20	2	4	6	4	0	6	0	4	28:58
22	Dean Pierrot		1/1	0/0	0/0	2	0	1	1	1	1	0	1	1	13:08
23	Buddie Rice		0/0	0/0	1/2	1	1	2	3	0	2	1	0	0	22:24
32	Don Richardson		1/2	0/1	0/0	2	1	0	1	0	0	1	0	0	3:45
44	Brandon Cason		0/0	0/0	0/0	0	0	0	0	0	0	0	0	0	0:18
45	* Dale Easley		3/6	0/0	3/4	9	2	2	4	4	0	0	0	2	15:35
55	Jordan Reves		0/0	0/0	0/0	0	0	0	0	0	0	0	0	0	0:18
12	Dee Stanton		0/0	0/0	0/0	0	0	0	0	0	0	0	0	0	0:18
	Team						1	0	1			1			
	<b>Totals</b>		<b>18/40</b>	<b>2/6</b>	<b>16/25</b>	<b>54</b>	<b>12</b>	<b>20</b>	<b>32</b>	<b>16</b>	<b>4</b>	<b>17</b>	<b>4</b>	<b>10</b>	<b>160</b>
	<b>Total FG</b>		1st Half	15/28	53.6%	2nd Half	3/12	25.0%	Game	18/40	45.0%				
	<b>3 PT FG</b>		1st Half	2/5	40.0%	2nd Half	0/1	0.00%	Game	2/6	33.3%				
	<b>Free Throws</b>		1st Half	1/3	33.3%	2nd Half	15/22	68.2%	Game	16/25	64.0%				

Home: Graves County Eagles															
##	Name	P	FG	3 Pt	FT	PTS	ORB	DRB	TR	PF	AST	TO	BS	ST	MIN
10	* Zach Sims		4/10	0/5	2/2	10	1	2	3	4	2	2	0	2	31:42
12	Justin Towery		0/2	0/1	0/0	0	1	0	1	4	1	1	0	2	15:27
20	* Brett Wiggins		0/0	0/0	0/0	0	0	0	0	0	1	4	0	0	14:16
24	Andrew Sanderson		0/0	0/0	0/0	0	0	0	0	0	0	0	0	0	0:18
30	Dustin McClain		0/0	0/0	0/0	0	0	0	0	1	0	0	0	0	4:44
32	Ryan Williams		0/0	0/0	0/0	0	0	0	0	0	0	0	0	0	0:18
34	Eric Stembridge		0/0	0/0	0/0	0	0	0	0	0	0	0	0	0	0:18
40	Kory Ray		0/0	0/0	0/0	0	0	0	0	0	0	0	0	0	0:18
42	* Matt Kimbler		2/6	1/3	1/2	6	1	2	3	2	1	3	1	0	29:50
44	Steven Jackson		0/0	0/0	0/0	0	0	0	0	0	0	0	0	0	DNP
50	* Jamie King		3/8	0/0	4/5	10	1	1	2	2	2	4	0	0	30:49
52	Cody Harris		0/0	0/0	0/0	0	0	0	0	0	0	0	0	0	0:18
54	* Randon Cavette		7/17	0/1	3/5	17	5	6	11	2	2	4	1	2	31:42
14	Justin Suitor		0/0	0/0	0/0	0	0	0	0	0	0	0	0	0	DNP
22	Spencer Baldwin		0/0	0/0	0/0	0	0	0	0	0	0	0	0	0	DNP
	Team						2	2	4						
	<b>Totals</b>		<b>16/43</b>	<b>1/10</b>	<b>10/14</b>	<b>43</b>	<b>11</b>	<b>13</b>	<b>24</b>	<b>15</b>	<b>9</b>	<b>18</b>	<b>2</b>	<b>6</b>	<b>160</b>
	<b>Total FG</b>		1st Half	7/15	46.7%	2nd Half	9/28	32.1%	Game	16/43	37.2%				
	<b>3 PT FG</b>		1st Half	0/3	0.00%	2nd Half	1/7	14.3%	Game	1/10	10.0%				
	<b>Free Throws</b>		1st Half	4/5	80.0%	2nd Half	6/9	66.7%	Game	10/14	71.4%				

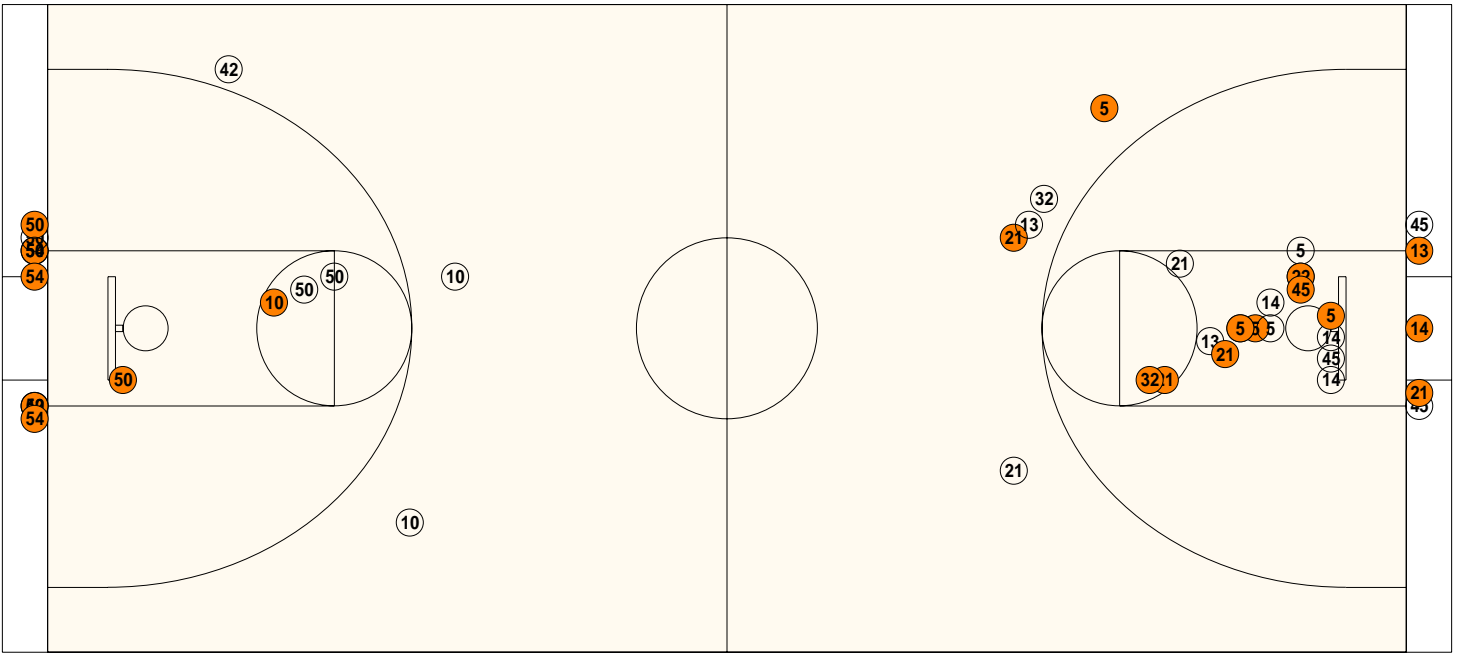
	Jtown	Grav		Jtown	Grav		Jtown	Grav
Free Throw Pts	16	10	3Pt Points	6	3	Pts/Possession	0.95	0.77
Pts off Turnovers	22	15	2nd Chance Points	11	8	Pts off Bench	5	0
Total Rebounds	32	24	Team Rebounds	1	4	Dead Ball Reb	4	2
Off Rebound %	48.0	35.5	Def Rebound %	64.5	52.0	Total Rebound %	57.1	42.9
3Pt Efficiency	+2.0	-20.3	Def. Stops	38	30	Pts/Shot	1.04	0.86

Technical Fouls: Jtown None, Grav None  
 Officials: Eric Canady, Barry Barnes, Glenn Napier

	Qtr 1	Qtr 2	Qtr 3	Qtr 4	OT 1	OT 2	OT 3	OT 4	Total
Jeffersontown Chargers	13	20	7	14	0	0	0	0	54
Graves County Eagles	11	7	13	12	0	0	0	0	43

**Largest Lead** Grav 18 Jtown 33 (15 pts) **Lead Changes** 1 **Number of Ties** 2  
**Comments:** None

**FIRST HALF**



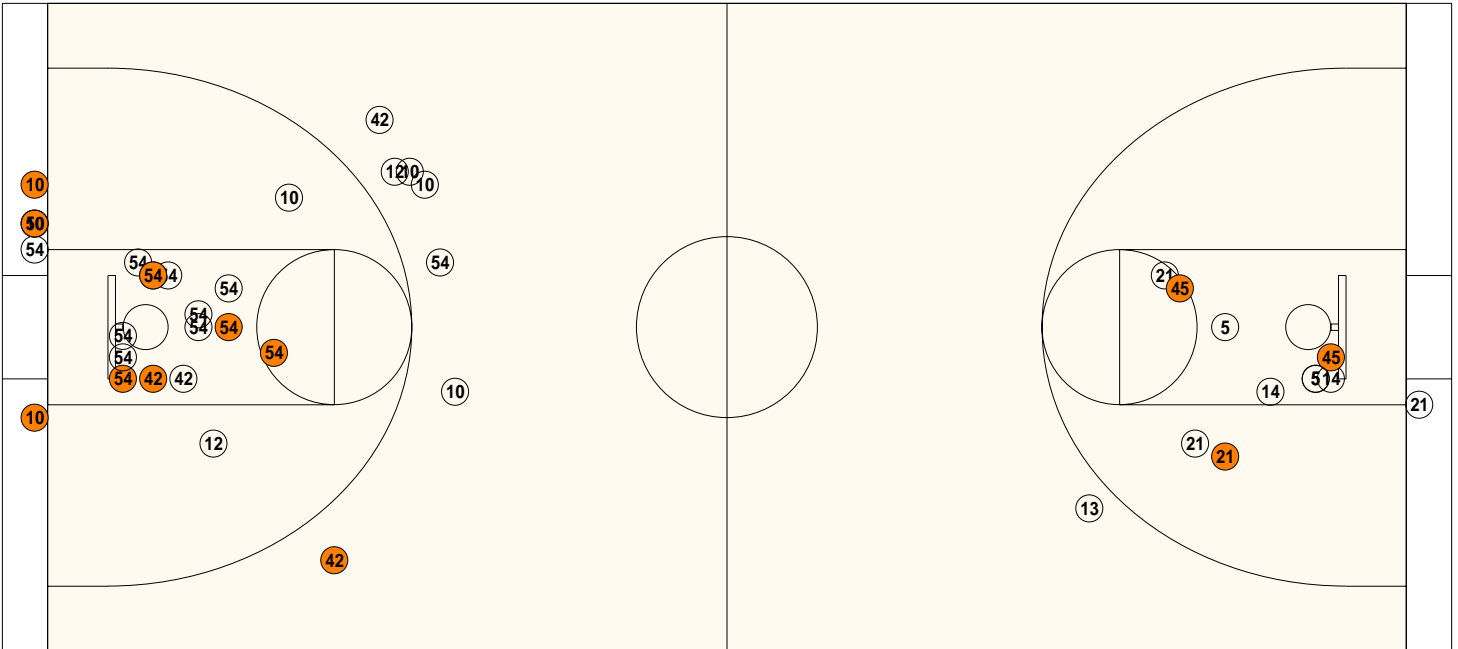
**Graves County**

Shooting	Pts	Pts
2FG 7/12 (58.3%)	14	Pts/Shot 1.06
3FG 0/3 (0.00%)	0	2nd Eff Pts 2
TFG 7/15 (46.7%)		Pts off TO's 2
FT 4/5 (80.0%)	4	3Pt Eff -38.9
Scoring Distribution: 2FG 77.8% 3FG 0.0% FT 22.2%		

**Jeffersontown**

Shooting	Pts	Pts
2FG 13/23 (56.5%)	26	Pts/Shot 1.14
3FG 2/5 (40.0%)	6	2nd Eff Pts 7
TFG 15/28 (53.6%)		Pts off TO's 16
FT 1/3 (33.3%)	1	3Pt Eff +2.3
Scoring Distribution: 2FG 78.8% 3FG 18.2% FT 3.0%		

**SECOND HALF**



**Graves County**

Shooting	Pts	Pts
2FG 8/21 (38.1%)	16s	Pts/Shot 0.78
3FG 1/7 (14.3%)	3	2nd Eff Pts 6
TFG 9/28 (32.1%)		Pts off TO's 13
FT 6/9 (66.7%)	6	3Pt Eff -11.1
Scoring Distribution: 2FG 64.0% 3FG 12.0% FT 24.0%		

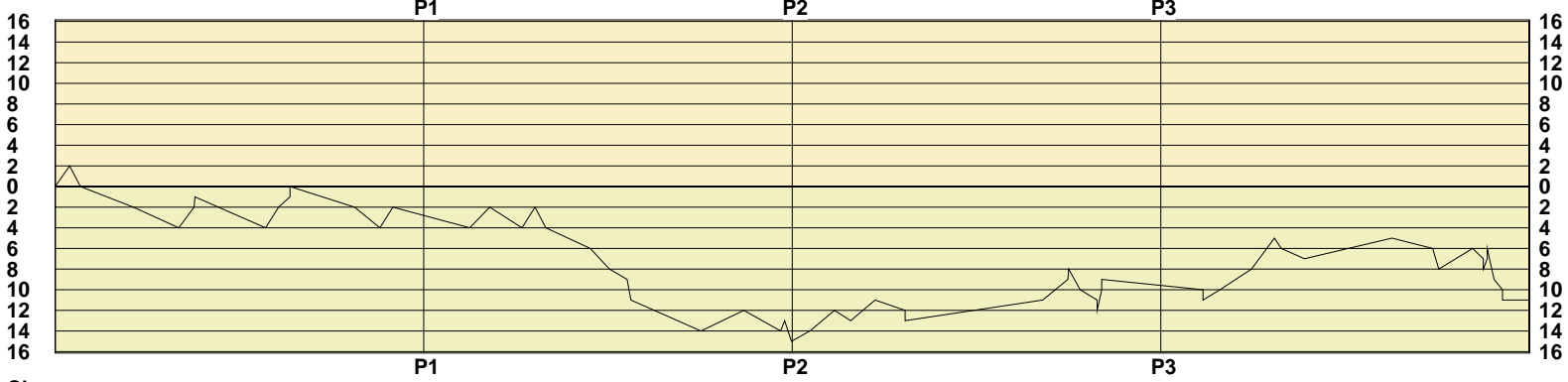
**Jeffersontown**

Shooting	Pts	Pts
2FG 3/11 (27.3%)	6ts	Pts/Shot 0.91
3FG 0/1 (0.00%)	0	2nd Eff Pts 4
TFG 3/12 (25.0%)		Pts off TO's 6
FT 15/22 (68.2%)	15	3Pt Eff -18.2
Scoring Distribution: 2FG 28.6% 3FG 0.0% FT 71.4%		

KHSAA Basketball - Scoring Timeline Report  
 Graves County Eagles vs. Jeffersontown Chargers  
 DATE: 03/18/2006 TIME: 10 am SITE: Rupp Arena-Lexington, KY

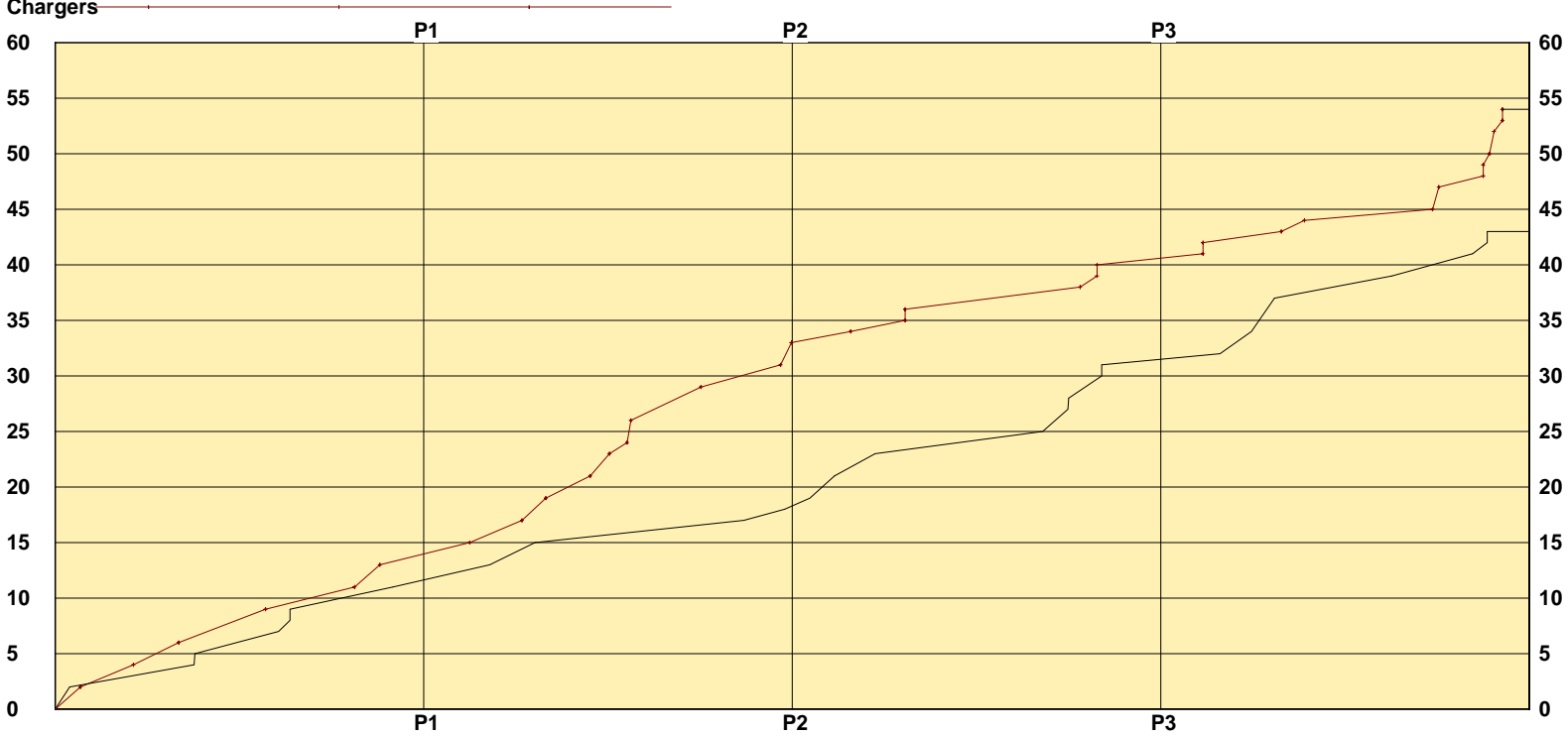
Eagles

LEAD TIMELINE



Chargers

SCORING TIMELINE



**KHSAA Basketball - Play by Play Report - Scoring Only (pg 1)**  
**Graves County Eagles vs. Jeffersontown Chargers**  
**Date: 03/18/2006 Time: 10 am Site: Rupp Arena-Lexington, KY Attendance: N**

Name	Action	Action	Score	Clock	Diff	Name	Action	Action
R Cavette	Layup Made	B Wiggins Assist	2-0	1 7:41	+2 (L1)			
			2-2	1 7:27	(T1)	T Coleman	Dunk Made	C Ware Assist
			2-4	1 6:18	-2 (L2)	N Gagel	Layup Made	
			2-6	1 5:19	-4	R Basey	FG Made	
J King	Layup Made	R Cavette Assist	4-6	1 4:59	-2			
J King	FT Made		5-6	1 4:58	-1	T Coleman	Personal Foul	
			5-9	1 3:26	-4	R Basey	3Pt Made	B Rice Assist
J King	Putback Made		7-9	1 3:09	-2			
J King	FT Made		8-9	1 2:54	-1			
J King	FT Made		9-9	1 2:54	(T2)			
			9-11	1 1:30	-2	C Ware	FG Made	
			9-13	1 0:57	-4	D Pierrot	FG Made	
J King	Layup Made	J Towery Assist	11-13	1 0:40	-2			

**End of Period Summary Eagles 11 Chargers 13**

**Largest Lead: Eagles 2 Chargers 6 (4 pts)**

**Lead in Period: Eagles 2 Chargers 6 (4 pts)**

**6 for 7 oppo pts**

**2 for 2 pts**

**4/9 for 44.4 %**

**3/3 for 100 %**

**Turnovers**

**2nd Chances**

**Field Goals**

**Free Throws**

**Lead Changes: 2 Ties: 2**

**Lead Changes: 1 Ties: 2 (this period)**

**3 for 0 oppo pts**

**4 for 0 pts**

**6/14 for 42.9 %**

**0/0 for 0.00 %**

R Cavette	Layup Made	J King Assist	11-15	2 7:00	-4	D Richardson	FG Made	
			13-15	2 6:34	-2			
R Cavette	Layup Made	M Kimbler Assist	13-17	2 5:52	-4	C Ware	FG Made	
			15-17	2 5:35	-2			
			15-19	2 5:21	-4	D Easley	FG Made	
			15-21	2 4:23	-6	R Basey	FG Made	D Pierrot Assist
			15-23	2 3:58	-8	R Basey	Layup Made	
			15-24	2 3:35	-9	B Rice	FT Made	
			15-26	2 3:30	-11	C Ware	FG Made	
			15-29	2 1:59	-14	C Ware	3Pt Made	B Rice Assist
Z Sims	FG Made		17-29	2 1:03	-12			
			17-31	2 0:15	-14	R Basey	FG Made	
R Cavette	FT Made		18-31	2 0:10	-13	D Pierrot	Personal Foul	
			18-33	2 0:01	-15	C Ware	Putback Made	

**End of Period Summary Eagles 18 Chargers 33**

**Largest Lead: Eagles 18 Chargers 33 (15 pts)**

**Lead in Period: Eagles 18 Chargers 33 (15 pts)**

**6 for 9 oppo pts**

**0 for 0 pts**

**3/6 for 50.0 %**

**1/2 for 50.0 %**

**Turnovers**

**2nd Chances**

**Field Goals**

**Free Throws**

**Lead Changes: 2 Ties: 2**

**Lead Changes: 0 Ties: 0 (this period)**

**2 for 2 oppo pts**

**4 for 7 pts**

**9/14 for 64.3 %**

**1/3 for 33.3 %**

J King	FT Made		19-33	3 7:37	-14			
R Cavette	Putback Made		21-33	3 7:05	-12			
			21-34	3 6:44	-13	C Ware	FT Made	
R Cavette	FG Made		23-34	3 6:12	-11			
Z Sims	Personal Foul		23-35	3 5:33	-12	R Basey	FT Made	
			23-36	3 5:33	-13	R Basey	FT Made	

**KHSAA Basketball - Play by Play Report - Scoring Only (pg 2)**  
**Graves County Eagles vs. Jeffersontown Chargers**  
**Date: 03/18/2006 Time: 10 am Site: Rupp Arena-Lexington, KY Attendance: N**

Name	Action	Action	Score	Clock	Diff	Name	Action	Action
Z Sims	Layup Made		25-36	3 2:34	-11			
Z Sims	Layup Made	J King Assist	27-36	3 2:01	-9			
Z Sims	FT Made		28-36	3 2:00	-8			
			28-38	3 1:45	-10	D Easley	Putback Made	
J King	Personal Foul		28-39	3 1:23	-11	D Easley	FT Made	
			28-40	3 1:23	-12	D Easley	FT Made	
Z Sims	Layup Made	R Cavette Assist	30-40	3 1:17	-10			
Z Sims	FT Made		31-40	3 1:17	-9			

**End of Period Summary Eagles 31 Chargers 40**

**Largest Lead: Eagles 18 Chargers 33 (15 pts)**  
**Lead in Period: Eagles 18 Chargers 33 (15 pts)**  
**3 for 2 oppo pts**  
**4 for 2 pts**  
**5/11 for 45.5 %**  
**3/4 for 75.0 %**

**Lead Changes: 2 Ties: 2**  
**Lead Changes: 0 Ties: 0 (this period)**  
**5 for 5 oppo pts**  
**3 for 2 pts**  
**1/8 for 12.5 %**  
**5/6 for 83.3 %**

**Turnovers**  
**2nd Chances**  
**Field Goals**  
**Free Throws**

M Kimbler	Personal Foul		31-41	4 7:05	-10	T Coleman	FT Made	
			31-42	4 7:05	-11	T Coleman	FT Made	
M Kimbler	FT Made		32-42	4 6:43	-10	C Ware	Personal Foul	
R Cavette	FG Made		34-42	4 6:02	-8			
M Kimbler	3Pt Made	Z Sims Assist	37-42	4 5:32	-5			
M Kimbler	Personal Foul		37-43	4 5:23	-6	D Easley	FT Made	
			37-44	4 4:53	-7	N Gagel	FT Made	
R Cavette	FG Made	Z Sims Assist	39-44	4 2:59	-5			
			39-45	4 2:06	-6	R Basey	FT Made	
			39-47	4 1:58	-8	R Basey	FG Made	
M Kimbler	FG Made		41-47	4 1:14	-6			
			41-48	4 1:00	-7	R Basey	FT Made	
			41-49	4 1:00	-8	R Basey	FT Made	
R Cavette	FT Made		42-49	4 0:55	-7	R Basey	Personal Foul	
R Cavette	FT Made		43-49	4 0:55	-6			
			43-50	4 0:52	-7	C Ware	FT Made	
			43-52	4 0:46	-9	D Easley	FG Made	
D McClain	Personal Foul		43-53	4 0:35	-10	R Basey	FT Made	
			43-54	4 0:35	-11	R Basey	FT Made	

**End of Period Summary Eagles 43 Chargers 54**

**Largest Lead: Eagles 18 Chargers 33 (15 pts)**  
**Lead in Period: Eagles 31 Chargers 42 (11 pts)**  
**3 for 4 oppo pts**  
**5 for 4 pts**  
**4/17 for 23.5 %**  
**3/5 for 60.0 %**

**Lead Changes: 2 Ties: 2**  
**Lead Changes: 0 Ties: 0 (this period)**  
**7 for 8 oppo pts**  
**1 for 2 pts**  
**2/4 for 50.0 %**  
**10/16 for 62.5 %**

**Turnovers**  
**2nd Chances**  
**Field Goals**  
**Free Throws**

**OFFICIAL BASKETBALL BOX SCORE**  
 Jeffersontown Chargers vs Graves County Eagles

03/18/2006 10 am  
 Final Box Score

Rupp Arena  
 Lexington, KY

No.	Jeffersontown Chargers	Total FG		3-point		Free throw		Rebounds			F	TP	A	TO	BLK	STL	MIN
		FG	FGA	FG	FGA	FT	FTA	Off	Def	Tot							
2	Rodney Trowel	0	0	0	0	0	0	0	0	0	0	0	0	0	0	0	0:18
4	Takorey McIntosh	0	0	0	0	0	0	0	0	0	0	0	0	0	0	0	DNP
5	<b>Ceedrick Ware</b>	5	10	1	1	2	5	2	4	6	3	13	1	5	0	3	29:26
10	Dallas Hardin	0	0	0	0	0	0	0	0	0	0	0	0	0	0	0	0:18
13	<b>Nick Gagel</b>	1	4	0	2	1	2	0	3	3	2	3	0	2	0	0	26:40
21	<b>Rashad Basey</b>	6	11	1	2	7	8	2	4	6	4	20	0	6	0	4	28:58
23	Buddie Rice	0	0	0	0	1	2	1	2	3	0	1	2	1	0	0	22:24
14	<b>Thomas Coleman</b>	1	6	0	0	2	4	3	4	7	2	4	0	1	3	0	18:34
45	<b>Dale Easley</b>	3	6	0	0	3	4	2	2	4	4	9	0	0	0	2	15:35
22	Dean Pierrot	1	1	0	0	0	0	0	1	1	1	2	1	0	1	1	13:08
32	Don Richardson	1	2	0	1	0	0	1	0	1	0	2	0	1	0	0	3:45
44	Brandon Cason	0	0	0	0	0	0	0	0	0	0	0	0	0	0	0	0:18
55	Jordan Reves	0	0	0	0	0	0	0	0	0	0	0	0	0	0	0	0:18
12	Dee Stanton	0	0	0	0	0	0	0	0	0	0	0	0	0	0	0	0:18
<b>Team (Included in Totals)</b>								<b>1</b>	<b>0</b>	<b>1</b>							
<b>Totals</b>		<b>18</b>	<b>40</b>	<b>2</b>	<b>6</b>	<b>16</b>	<b>25</b>	<b>12</b>	<b>20</b>	<b>32</b>	<b>16</b>	<b>54</b>	<b>4</b>	<b>17</b>	<b>4</b>	<b>10</b>	<b>160</b>

Total FG%: 1st half 15 - 28 (53.6%) 2nd half 3 - 12 (25.0%) Game 18 - 40 (45.0%)  
 3Pt FG%: 1st half 2 - 5 (40.0%) 2nd half 0 - 1 (0.00%) Game 2 - 6 (33.3%)  
 FT%: 1st half 1 - 3 (33.3%) 2nd half 15 - 22 (68.2%) Game 16 - 25 (64.0%)

Deadball  
 rebounds  
 4

No.	Graves County Eagles	Total FG		3-point		Free throw		Rebounds			F	TP	A	TO	BLK	STL	MIN
		FG	FGA	FG	FGA	FT	FTA	Off	Def	Tot							
10	<b>Zach Sims</b>	4	10	0	5	2	2	1	2	3	4	10	2	2	0	2	31:42
12	Justin Towery	0	2	0	1	0	0	1	0	1	4	0	1	1	0	2	15:27
20	<b>Brett Wiggins</b>	0	0	0	0	0	0	0	0	0	0	0	1	4	0	0	14:16
24	Andrew Sanderson	0	0	0	0	0	0	0	0	0	0	0	0	0	0	0	0:18
30	Dustin McClain	0	0	0	0	0	0	0	0	0	1	0	0	0	0	0	4:44
54	<b>Randon Cavette</b>	7	17	0	1	3	5	5	6	11	2	17	2	4	1	2	31:42
50	<b>Jamie King</b>	3	8	0	0	4	5	1	1	2	2	10	2	4	0	0	30:49
42	<b>Matt Kimbler</b>	2	6	1	3	1	2	1	2	3	2	6	1	3	1	0	29:50
32	Ryan Williams	0	0	0	0	0	0	0	0	0	0	0	0	0	0	0	0:18
34	Eric Stembridge	0	0	0	0	0	0	0	0	0	0	0	0	0	0	0	0:18
40	Kory Ray	0	0	0	0	0	0	0	0	0	0	0	0	0	0	0	0:18
52	Cody Harris	0	0	0	0	0	0	0	0	0	0	0	0	0	0	0	0:18
44	Steven Jackson	0	0	0	0	0	0	0	0	0	0	0	0	0	0	0	DNP
14	Justin Suitor	0	0	0	0	0	0	0	0	0	0	0	0	0	0	0	DNP
22	Spencer Baldwin	0	0	0	0	0	0	0	0	0	0	0	0	0	0	0	DNP
<b>Team (Included in Totals)</b>								<b>2</b>	<b>2</b>	<b>4</b>							
<b>Totals</b>		<b>16</b>	<b>43</b>	<b>1</b>	<b>10</b>	<b>10</b>	<b>14</b>	<b>11</b>	<b>13</b>	<b>24</b>	<b>15</b>	<b>43</b>	<b>9</b>	<b>18</b>	<b>2</b>	<b>6</b>	<b>160</b>

Total FG%: 1st half 7 - 15 (46.7%) 2nd half 9 - 28 (32.1%) Game 16 - 43 (37.2%)  
 3Pt FG%: 1st half 0 - 3 (0.00%) 2nd half 1 - 7 (14.3%) Game 1 - 10 (10.0%)  
 FT%: 1st half 4 - 5 (80.0%) 2nd half 6 - 9 (66.7%) Game 10 - 14 (71.4%)

Deadball  
 rebounds  
 2

Technical Fouls: None

Attendance: N

Officials: Eric Canady, Barry Barnes, Glenn Napier

Score by Period	1st	2nd	3rd	4th	Final	Record	Overall	Conf
Jeffersontown Chargers	13	20	7	14	<b>54</b>	Chargers		
Graves County Eagles	11	7	13	12	<b>43</b>	Eagles		

Eagles Chargers		Eagles Chargers		Eagles Chargers	
Points off Turnovers	15 22	Second Effort Points	8 11	Bench Points	0 5
Points in the Paint	26 24	3 Point Points	3 6	Free Throw Points	10 16
3pt Efficiency	-20.3 +2.0	Points/Shot	0.86 1.04	Defensive Stops	30 38
Largest Lead	18 33 (15 pts)	Lead Changes	1	Number of Ties	2

Game comments: None